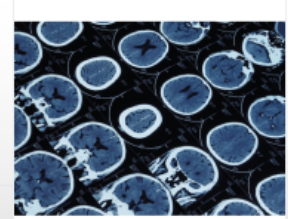


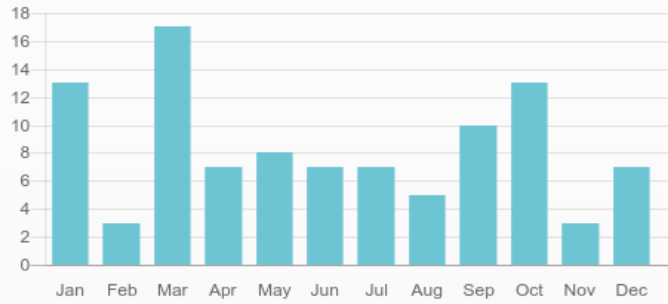
Case Reports in Radiology



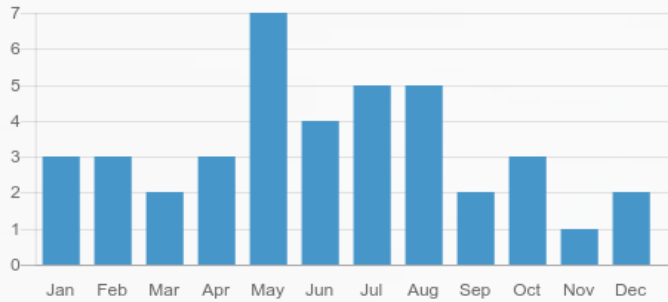
Case Reports in Radiology

Volume 2018

Submissions



Publications



173.0

Total authors



40

Total published articles

108
DAYS

Average time from submission to acceptance

33
DAYS

Average time from acceptance to publication

100

Total submitted articles

41

Total accepted articles



Most Viewed Articles

Article	Views
Carotidynia: a rare diagnosis for unilateral neck pain revealed by crosssectional imaging.	7,511
Lump on back - A Rare case of Parosteal Lipoma of Scapula	6,759
Sensorineural Hearing Loss after Magnetic Resonance Imaging	5,608
Abdominal wall abscess due to acute perforated sigmoid diverticulitis: a case report with MDCT and US findings.	4,968
Painful os peroneum syndrome: underdiagnosed condition in the lateral midfoot pain	4,730
The rare cuboid navicular coalition presenting as chronic foot pain	3,425
Epidural Venous Plexus Engorgement: What Lies Beneath?	3,398
Severe Headache with Eye Involvement from Herpes Zoster Ophthalmicus, Trigeminal Tract, and Brainstem Nuclei	2,784
Bilateral Maxillary Sinus Hypoplasia	2,738
The inguinal herniation of the ovary in the newborn: Ultrasound (US) and color Doppler ultrasound (CDUS) findings	2,629

Key Indexes

[View all abstracting and indexing databases for this journal](#)

